

# Модулирующий мультиканальный генератор сигналов CLGD



**Архангельск** (8182)63-90-72  
**Астана** (7172)727-132  
**Астрахань** (8512)99-46-04  
**Барнаул** (3852)73-04-60  
**Белгород** (4722)40-23-64  
**Брянск** (4832)59-03-52  
**Владивосток** (423)249-28-31  
**Волгоград** (844)278-03-48  
**Вологда** (8172)26-41-59  
**Воронеж** (473)204-51-73  
**Екатеринбург** (343)384-55-89  
**Иваново** (4932)77-34-06

**Ижевск** (3412)26-03-58  
**Иркутск** (395)279-98-46  
**Казань** (843)206-01-48  
**Калининград** (4012)72-03-81  
**Калуга** (4842)92-23-67  
**Кемерово** (3842)65-04-62  
**Киров** (8332)68-02-04  
**Краснодар** (861)203-40-90  
**Красноярск** (391)204-63-61  
**Курск** (4712)77-13-04  
**Липецк** (4742)52-20-81

**Киргизия** (996)312-96-26-47

**Магнитогорск** (3519)55-03-13  
**Москва** (495)268-04-70  
**Мурманск** (8152)59-64-93  
**Набережные Челны** (8552)20-53-41  
**Нижний Новгород** (831)429-08-12  
**Новокузнецк** (3843)20-46-81  
**Новосибирск** (383)227-86-73  
**Омск** (3812)21-46-40  
**Орел** (4862)44-53-42  
**Оренбург** (3532)37-68-04  
**Пенза** (8412)22-31-16

**Россия** (495)268-04-70

**Пермь** (342)205-81-47  
**Ростов-на-Дону** (863)308-18-15  
**Рязань** (4912)46-61-64  
**Самара** (846)206-03-16  
**Санкт-Петербург** (812)309-46-40  
**Саратов** (845)249-38-78  
**Севастополь** (8692)22-31-93  
**Симферополь** (3652)67-13-56  
**Смоленск** (4812)29-41-54  
**Сочи** (862)225-72-31  
**Ставрополь** (8652)20-65-13

**Казахстан** (772)734-952-31

**Сургут** (3462)77-98-35  
**Тверь** (4822)63-31-35  
**Томск** (3822)98-41-53  
**Тула** (4872)74-02-29  
**Тюмень** (3452)66-21-18  
**Ульяновск** (8422)24-23-59  
**Уфа** (347)229-48-12  
**Хабаровск** (4212)92-98-04  
**Челябинск** (351)202-03-61  
**Череповец** (8202)49-02-64  
**Ярославль** (4852)69-52-93

<https://rohdeschwarz.nt-rt.ru> || [rwz@nt-rt.ru](mailto:rwz@nt-rt.ru)

# R&S®CLGD DOCSIS Cable Load Generator At a glance

The R&S®CLGD is a multichannel signal generator for simulating a cable TV network with full channel loading. It generates broadband data signals for DOCSIS 3.1 as well as digital and analog TV channels. In the downstream or upstream, signals can be freely combined, allowing users to simulate any conceivable channel loading scenario in the lab.

The R&S®CLGD is the first generator that simultaneously produces signals for DOCSIS 3.1, DOCSIS 3.0, digital cable TV in line with J.83/A/B/C and analog cable TV. Its downstream frequency range is 108 MHz to 1794 MHz for DOCSIS 3.1 and 47 MHz to 1218 MHz for TV. Within this range, the R&S®CLGD generates multiple DOCSIS 3.1 channels with up to 192 MHz bandwidth each. The level, frequency, forward error correction (FEC) and constellation of these channels can be set independently. At the same time, the R&S®CLGD produces a large number of digital and analog TV signals that can be placed anywhere below or between the DOCSIS 3.1 signals. The DOCSIS 3.1 channels and digital TV channels are implemented in realtime. The data to be transmitted can be fed in via IP

or internally generated by the R&S®CLGD. The upstream frequency range is 5 MHz to 204 MHz. Within this range, DOCSIS 3.1 orthogonal frequency division multiple access (OFDMA) signals can be freely combined with DOCSIS 3.0 TDMA or CDMA signals.

The flexible multichannel signal generation capabilities of the R&S®CLGD enable it to simulate network loading in a reproducible manner, making it ideal for testing tuners, cable modems and upstream CMTS receivers. The influence of QAM and TDMA/CDMA signals in adjacent channels on DOCSIS 3.1 signal reception is a research topic of great interest. The R&S®CLGD makes such simulations realistic by adding different types of interference, such as noise, reflections and narrowband interference.

The generator is accommodated in a 19" housing that takes up a mere two height units. The complex signal generation process can be conveniently controlled from a PC or via a web interface. Remote control through SCPI commands enables the generator to be used in automatic test systems. The R&S®CLGD can be adapted to various application requirements thanks to its software option concept.

## Key facts

- Frequency range in downstream: 47 MHz to 1218 MHz, extendable to 1794 MHz
- Frequency range in upstream: 5 MHz to 204 MHz
- DOCSIS 3.1, DOCSIS 3.0, J.83/A/B/C and analog TV
- Up to eight times 192 MHz signal bandwidth for DOCSIS 3.1
- ARB generator bandwidth up to 200 MHz



# R&S®CLGD DOCSIS Cable Load Generator Benefits and key features

## Signal generation for channel loading scenarios in the downstream

- ▮ Realtime modulation of DOCSIS 3.1 and J.83/A/B/C
  - ▮ Combined load simulation of DOCSIS 3.1, digital and analog TV
- ▷ [page 4](#)

## Cable modem data traffic simulation in the upstream

- ▮ Any combination of OFDMA, TDMA and CDMA signals
  - ▮ Trigger function for burst timing control
- ▷ [page 5](#)

## Signal interference and distortion simulation

- ▮ Noise, impulsive noise and phase noise
  - ▮ Microreflections
  - ▮ AC hum
  - ▮ Uptilt and downtilt
  - ▮ Ingress simulation with superimposed interference signals
- ▷ [page 6](#)

R&S®CLGD with PC and web GUI.

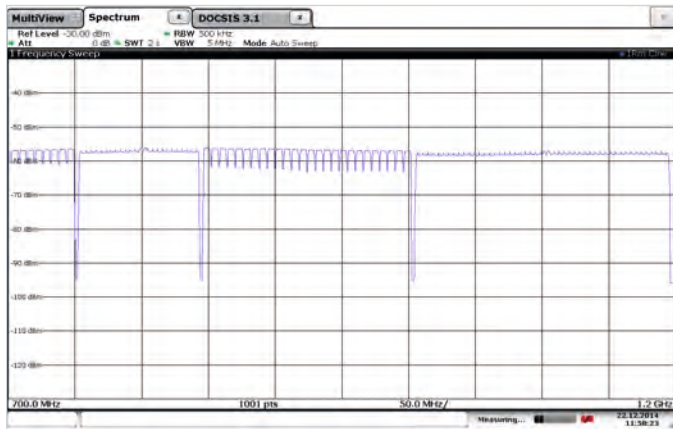


# Signal generation for channel loading scenarios in the downstream

## Realtime modulation of DOCSIS 3.1 and J.83/A/B/C

The R&S®CLGD features an FPGA-based multichannel modulator for broadband data transmission with DOCSIS 3.1 and for digital cable TV in line with ITU-T J.83/A/B/C. The modulator generates signals with decodable content in realtime – just like CMTS and headend modulators. Frequency, level and modulation parameters can be set as required.

Cable loading with two DOCSIS 3.1 signals and several digital TV signals.



The following parameters are relevant for DOCSIS 3.1:

- ▮ FFT size or number of OFDM carriers: 4k or 8k
- ▮ Interleaver depth
- ▮ Profile constellation: 16QAM to 16384QAM
- ▮ NCP constellation: QPSK to 64QAM
- ▮ PLC location
- ▮ Cyclic prefix and windowing
- ▮ Exclusion band: unused OFDM carriers
- ▮ Continuous pilot parameter

The R&S®CLGD DOCSIS 3.1 channels transmit internally generated PRBS or data streams fed in via IP. The R&S®CLGD generates digital cable TV signals in line with J.83/A (DVB-C), J.83/B and J.83/C (ISDB-C). Users can set frequency, level, symbol rate, interleaver depth and constellation as required. The digital TV channels in the R&S®CLGD contain PRBS or MPEG-2 transport streams that are either fed in via IP or internally generated from a file.

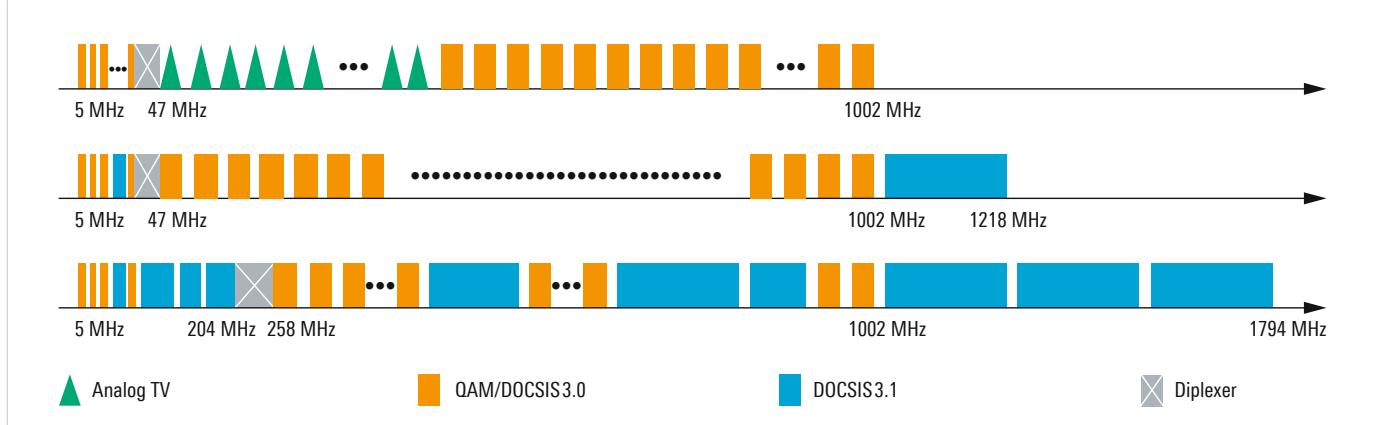
## Combined load simulation of DOCSIS 3.1, digital and analog TV

The R&S®CLGD is primarily intended for simulating cable TV networks with full channel loading. Its downstream frequency range is 47 MHz to 1218 MHz (optionally expandable to 1794 MHz). The R&S®CLGD generates several DOCSIS 3.1 channels as well as digital and analog TV channels. The following combinations are possible:

- ▮ Up to 8 DOCSIS 3.1 channels
- ▮ Up to 4 DOCSIS 3.1 channels and up to 160 TV channels

The R&S®CLGD is ideal for examining the mutual influence between DOCSIS 3.1 and J.83/A/B/C to ensure the coexistence of new broadband data services and conventional TV transmissions. The R&S®CLGD ARB generators add additional signals, such as user-defined signals or the FM sound broadcasting band that is fed into the cable in some countries.

## Current and future channel loading with DOCSIS 3.1



# Cable modem data traffic simulation in the upstream

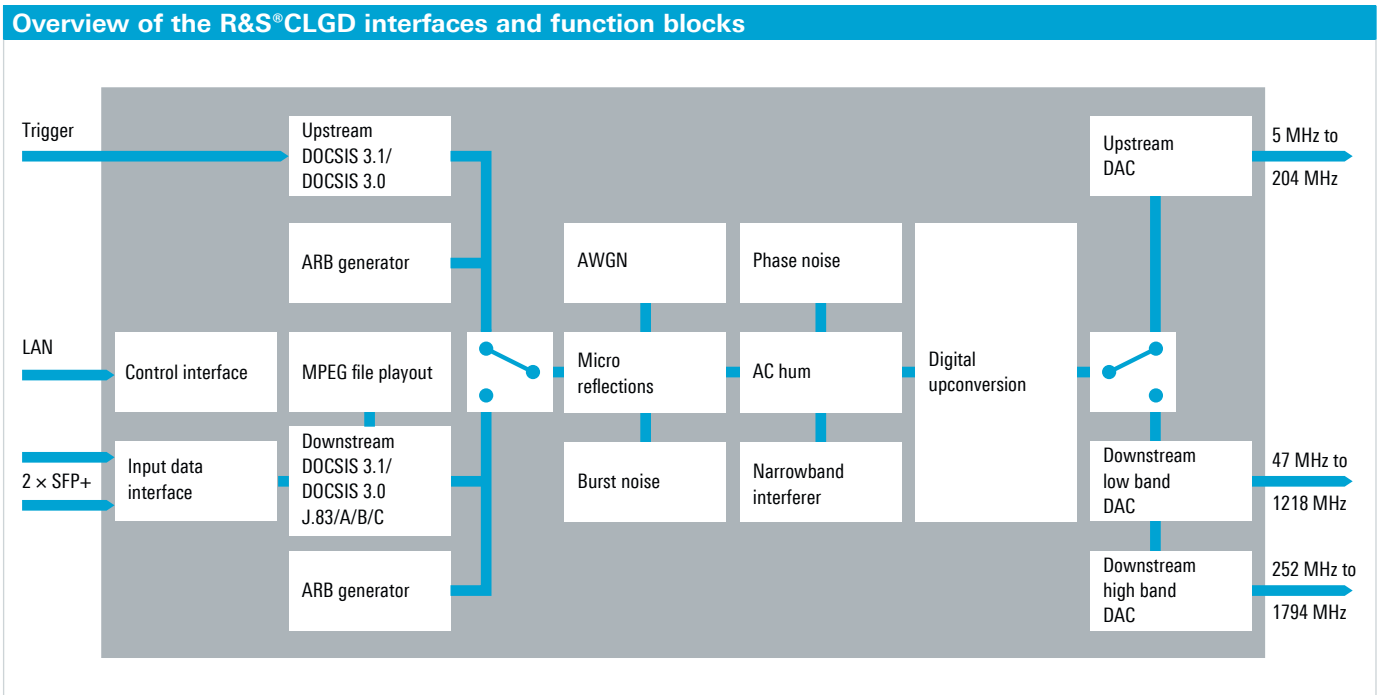
## Any combination of OFDMA, TDMA and CDMA signals

The upstream spectrum that arrives at the CMTS receiver consists of transmissions from many individual cable modems. The R&S®CLGD generates this spectrum in the frequency range from 5 MHz to 204 MHz with a maximum of two DOCSIS 3.1 OFDMA channels and up to 32 DOCSIS 3.0 channels with TDMA or CDMA, effectively simulating the data traffic from a large number of cable modems. TDMA and CDMA signals always contain data packets. DOCSIS 3.1 signals contain different message types (see table). The R&S®CLGD ARB generators can also add user-defined signals in the upstream.

## Trigger function for burst timing control

Cable modems transmit short, time-limited data packets (bursts). If there is a sufficiently high number of modems in the network, the individual bursts are superimposed to generate an almost continuous signal. For DOCSIS 3.1, the result is an OFDM signal in which different modems occupy different parts of the subcarrier. For DOCSIS 3.0 TDMA, the result is a pulsed signal with individual bursts from different modems. For use as a load generator, the R&S®CLGD generates exactly the type of signals needed to simulate the data traffic sum of multiple modems. The R&S®CLGD can also generate individual bursts in a single channel. The burst timing is controlled by the trigger function, making it possible to simulate modem ranging when registering with a CMTS.

Signal types in the upstream		
Standard	Modulation	Message type
DOCSIS 3.1	OFDMA	data packet, bandwidth request, initial ranging, fine ranging, wideband probe
DOCSIS 3.0	A-TDMA	data packet
	S-CDMA	data packet

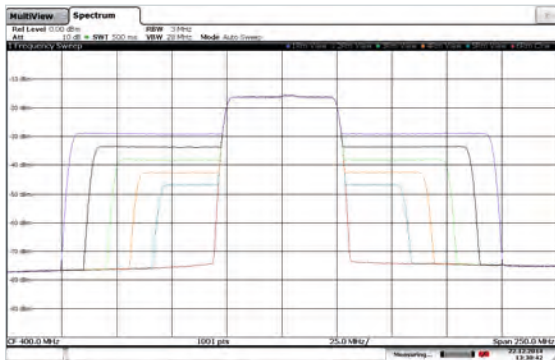




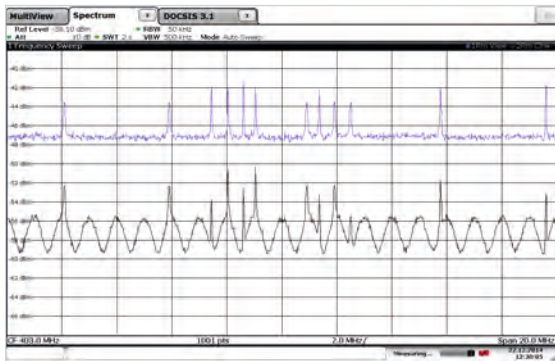
# Signal interference and distortion simulation

The R&S®CLGD can add interference to the output signal to simulate realistic receive conditions, making it ideal for testing cable modems, amplifiers and upstream CMTS receivers.

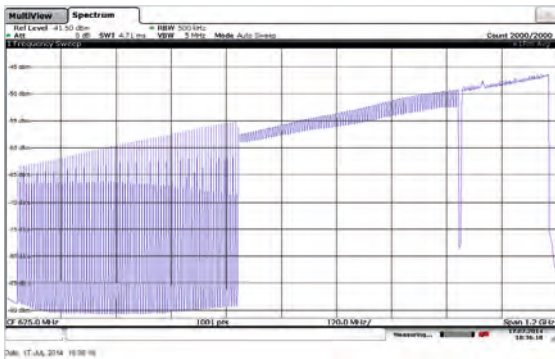
AWGN with settable noise level and bandwidth.



Section of a DOCSIS 3.1 signal around the PLC without (blue curve) and with (black curve) 1  $\mu$ s reflection.



Cable loading with analog and digital TV channels and a DOCSIS 3.1 channel and up tilt.



## Noise, impulsive noise and phase noise

Additive white Gaussian noise (AWGN) is mainly caused by line amplifier noise and cable loss. Electromagnetic interference from household appliances, motors and light switches cause impulsive noise. Phase noise is generated by oscillators in the CMTS. The R&S®CLGD can superimpose these types of noise on the wanted signal (separately or concurrently).

## Microreflections

Connectors, bends and minor damage in the cable can cause microreflections that result in echoes in the wanted signal. These reflections are negligible, but in sum they may disturb reception. The R&S®CLGD simulates up to five reflections with settable strength and duration.

## AC hum

Aging of components in line amplifiers can lead to 50 Hz/60 Hz AC hum in the cable, resulting in superimposed amplitude modulation. The R&S®CLGD allows users to modulate its entire output spectrum with settable frequency and modulation depth.

## Uptilt and downtilt

Higher frequencies lead to higher cable loss. This is why the spectrum that arrives at the viewer's outlet is more or less downtilted. This effect is partially compensated by an uptilt spectrum output by the line amplifiers. Using analog highpass and lowpass filters, the R&S®CLGD can simulate both uptilt and downtilt with settable tilt angle. The signal-to-noise ratio remains constant in the entire frequency range. There is even a tilt within the channels.

## Ingress simulation with superimposed interference signals

The expansion of cable TV networks into higher frequency ranges and the use of the former UHF TV band for mobile services increasingly lead to ingress interference in the cable. The upstream is also vulnerable to ingress since the same frequency range is shared by a large number of services. The R&S®CLGD can superimpose an interference signal on the wanted signal. The level and bandwidth are settable. This feature makes it possible to analyze the influence of LTE ingress on the reception quality of a DOCSIS 3.1 channel.

# Specifications in brief

Specifications in brief		
<b>RF parameters</b>		
Frequency range	downstream	47 MHz to 1218 MHz
	with R&S®CLGD-K3018 option	47 MHz to 1794 MHz
	upstream	5 MHz to 204 MHz
Level		adjustable up to max. 62 dBmV
Tilt		adjustable up to ±15 dB (1 GHz)
MER	DOCSIS 3.1, f = 500 MHz, B = 192 MHz	typ. > 53 dB
	2 × 192 MHz DOCSIS 3.1 and 24 × J.83/A/B/C and f < 600 MHz	≥ 50 dB
	1 × J.83/A/B/C	typ. > 45 dB
<b>Multichannel signal generation</b>		
	downstream	up to 5 × DOCSIS 3.1 or up to 2 × DOCSIS 3.1 and 158 × QAM
	with R&S®CLGD-K3018 option	up to 8 × DOCSIS 3.1 or up to 4 × DOCSIS 3.1 and 158 × QAM
	upstream	up to 2 × DOCSIS 3.1 and 32 × DOCSIS 3.0
<b>Downstream modulation (R&amp;S®CLGD-K200 option)</b>		
DOCSIS 3.1	bandwidth	up to 192 MHz
	constellation	16QAM to 4096QAM, overrange 8kQAM, 16kQAM
	FFT mode	4k, 8k
J.83/A/B/C	bandwidth	6 MHz, 7 MHz, 8 MHz
	constellation	64QAM, 256QAM
Analog TV		PAL, NTSC
<b>Upstream modulation (R&amp;S®CLGD-K300 option)</b>		
DOCSIS 3.1	modulation mode	OFDMA
	bandwidth	6.4 MHz to 96 MHz
DOCSIS 3.0	modulation mode	A-TDMA, S-CDMA
	bandwidth	800 kHz, 1.6 MHz, 3.2 MHz, 6.4 MHz
<b>ARB waveform generator</b>		
Bandwidth		200 MHz
Number of files played simultaneously	up to 10 MHz bandwidth	4
	10 MHz to 100 MHz bandwidth	2
	100 MHz to 200 MHz bandwidth	1
<b>Interference simulation (R&amp;S®CLGD-K1050 option)</b>		
Noise		AWGN, impulsive noise, phase noise
Microreflections		up to 5 reflections
AC hum	amplitude modulation	47 Hz to 200 Hz, 0% to 6%
Narrowband interference		AWGN up to 20 MHz bandwidth

# Ordering information

Designation	Type	Order No.
DOCSIS Cable Load Generator, for TV and DOCSIS (base unit incl. power cable, quick start guide and CD-ROM with user manual)	R&S®CLGD	2118.6956.02
<b>Options</b>		
Downstream Full Channel Load Generator	R&S®CLGD-K200	2118.6962.02
Upstream Cable Modem Emulator	R&S®CLGD-K300	2118.6979.02
Downstream Frequency Range Extension to 1794 MHz	R&S®CLGD-K3018	2118.6985.02
Signal Interference Simulation	R&S®CLGD-K1050	2118.6991.02
<b>External accessories</b>		
Multi-TS Streaming Software	R&S®TSSStream	2116.8945.02

Архангельск (8182)63-90-72  
 Астана (7172)727-132  
 Астрахань (8512)99-46-04  
 Барнаул (3852)73-04-60  
 Белгород (4722)40-23-64  
 Брянск (4832)59-03-52  
 Владивосток (423)249-28-31  
 Волгоград (844)278-03-48  
 Вологда (8172)26-41-59  
 Воронеж (473)204-51-73  
 Екатеринбург (343)384-55-89  
 Иваново (4932)77-34-06

Ижевск (3412)26-03-58  
 Иркутск (395)279-98-46  
 Казань (843)206-01-48  
 Калининград (4012)72-03-81  
 Калуга (4842)92-23-67  
 Кемерово (3842)65-04-62  
 Киров (8332)68-02-04  
 Краснодар (861)203-40-90  
 Красноярск (391)204-63-61  
 Курск (4712)77-13-04  
 Липецк (4742)52-20-81  
 Киргизия (996)312-96-26-47

Магнитогорск (3519)55-03-13  
 Москва (495)268-04-70  
 Мурманск (8152)59-64-93  
 Набережные Челны (8552)20-53-41  
 Нижний Новгород (831)429-08-12  
 Новокузнецк (3843)20-46-81  
 Новосибирск (383)227-86-73  
 Омск (3812)21-46-40  
 Орел (4862)44-53-42  
 Оренбург (3532)37-68-04  
 Пенза (8412)22-31-16  
 Россия (495)268-04-70

Пермь (342)205-81-47  
 Ростов-на-Дону (863)308-18-15  
 Рязань (4912)46-61-64  
 Самара (846)206-03-16  
 Санкт-Петербург (812)309-46-40  
 Саратов (845)249-38-78  
 Севастополь (8692)22-31-93  
 Симферополь (3652)67-13-56  
 Смоленск (4812)29-41-54  
 Сочи (862)225-72-31  
 Ставрополь (8652)20-65-13  
 Казахстан (772)734-952-31

Сургут (3462)77-98-35  
 Тверь (4822)63-31-35  
 Томск (3822)98-41-53  
 Тула (4872)74-02-29  
 Тюмень (3452)66-21-18  
 Ульяновск (8422)24-23-59  
 Уфа (347)229-48-12  
 Хабаровск (4212)92-98-04  
 Челябинск (351)202-03-61  
 Череповец (8202)49-02-64  
 Ярославль (4852)69-52-93